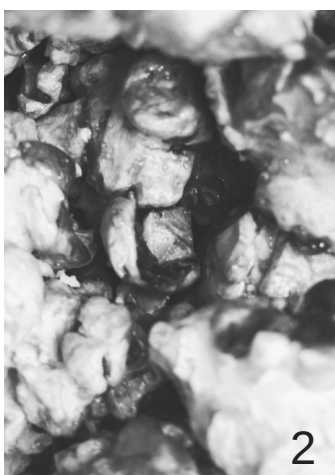


TEXTURES

Assignment one: Different types of textures took in iPhone 6s



IN THIS FRAME:

1. Freshly squeezed green apple juice

2. Popcorns

3. Basil Pesto & A slice of Lemon

4. A leaf from Block E, TULC

5. Dead Roses


"SNACKS & THE USUAL NATURE"

BY ALICIA DIEGO

My concept for these photos were inspired by by everyday snacks or lunch in Taylor's & the usual plants that I always see whenever I am going to class - Except for the dead roses. The dead roses was my everyday view whenever I am going to school because it was given to my sister and it was not cared properly.

CLOSE-UP

Assignment two: Close-up photos taken in DSLR with Panasonic Lumix, GF2.



IN THIS ISSUE

Photo 1 - Drain in Taylor's, 3rd floor (rotated 180 degrees clockwise)

Photo 2 - Jim Thompson Bag

Photo 3 - Model Co. Lip Gloss

Photo 4 - Hair Clip

Photo 5 - Some polaroids of Memorable Days


AD.

BY ALICIA DIEGO

The concept of these photos were from the depiction of advertisement also known as ad. Take photo one for example, "Turn that drain UPSIDE DOWN! with Taylor's Drainage Facilities, the COMPLETE DRAIN CARE!" or photo two, the Jim Thompson bag, "Indulge yourself with the latest Jim Thompson bag, On sale now for 30% off! get it QUICK while stock lasts!". So, All these photos were inspired by advertisement, to promote stuff like these.

FIRST MANUAL DSLR

The task was about taking pictures of anything around Campus while managing the DSLR Camera, manually.



IN THIS ISSUE

Photo 1 - Top left

Photo 2 - a Flower

Photo 3 - Bottom left

Photo 4 - Top middle left

Photo 5 - middle

Photo 6 - Bottom middle

Photo 7 - Safety floaty

Photo 8 - Bottom right

Roam Round Campus

BY ALICIA DIEGO

These photos were taken, manually via DSLR. Earlier that day, our lecturer, Mr Martin gave us a short lecture about the DSLR camera. After knowing more about the camera, he then told us to roam around the campus and take shots of whatever we can find with the knowledge of the manual exposure, F-stop, and ISO. All photos were instructed to be Black and White because it sort of "gives a story behind the photos". Which I agree, because some photos in black and white does give the emotional impact towards viewers. After the long tiring day, we all learned more about the ISO, the manual exposure, and the F-stop.

PHOTOJOURNALISM

Little India, Jalan Tengku Kelana, Klang




Old but Gold Architectures ; My Photojournalism Experience

BY ALICIA DIEGO

The photo journalism task on October 4th has taught me so much more about my camera. I know how it suppose to work now, but with the Lumix GF2, I find it hard to set up the settings because of it's automatics. Especially when trying to adjust the shutter speed to capture a beautiful "car speed effect" without effecting the brightness. Therefore, I will work on that by practicing more often and researching which I will do after this. Nonetheless, the experience I had was beyond amazing and I hope to improve my shooting skills in the future.

CAFE HOPPING

The task was to shoot 5 photographs of the interiors of cafes and 5 photographs of foods using DSLR (Lumix GF2)





Food Blogger for 14 days

BY ALICIA DIEGO

This task was carried by Abbie, Chua and Me. We did our research to all good looking cafes around Kuala Lumpur, Subang, Bangsar and then choose the worth going cafes. The cafes are located in Bangsar South, Taman Paramount and SS15. When doing this assignment, I felt really shy when I took the first pic because everybody was watching us taking pictures and we felt judged. But, with the urge to get it done, we let our mindset think that we are food bloggers and hoped for understandings. After awhile, taking pictures in public is not really that hard, it is just your mindset. This assignment had taught me to gain my confidence and appreciate the beautiful interiors.

LOCATIONS:



CIGARETTE DAYDREAMER & A WALLFLOWER

Photo Shoot Session @ The Design School, Photo Lab.



Cigarette Daydreamer & A Wallflower

BY ALICIA DIEGO

The concept of these photos are related to students dealing with emotions or feelings. In this case, a teenage boy was happily enjoying his cigarette to fill the emptiness inside of him. Few months later, he could not stop smoking until he found out that he has lung cancer. With all the stress and desperation, the cigarette became like his daydream because daydreams can be addicting like cigarettes. On the other hand, a teenage girl walks in and she was shy, like the wallflower. She comes off primarily as soft and innocent, but can be surprisingly mean at times and jolly at other time. She was the wallflower that caught his eyes, and from that moment he knew that he has to change to safe the future love of his life.

IN THIS ISSUE

Model: Pei Mun as the Wallflower.


Pei Mun is a very pretty young lady, a Design Student and she was chosen by our lecturer to be the girl model of the day.

Model: Jackee's Friend as the cigarette daydreamer.


Jackee's friend is a student studies in Taylor's Lakeside, unfortunately he is not one of our classmates. But, luckily he barged in our class and our lecturer decided that he became the male model of the day.

ABSTRACT & VINTAGE

Photo Shoot Session II @ The Design School, Photo lab.





Abstract



Vintage



Inspirations



Abstract & Vintage



BY ALICIA DIEGO

These photos were inspired by the minimal Abstract portraits in photography. This task is carried by a team of five (Abbie, Sharon, Heather, LyiCyia, Christine, and Me). I was the first one to take picture, So for me, the con is that I did not get enough photos as I wanted because we only have a limited time to shoot all photos. But I managed to take few photos that I like especially the vintage-looking photographs modeled by the one and only Sharon Wong. I like her expression in both of the photographs, I really think that it suits the 1800s era when war was the primary concern. Other than that, she fits the character perfectly. On the other hand, LyiCyia and Heather did a great job as well, the abstractness on their face was the main thing to focus on, Lines. As you can see, the lines on Heather's eyes shows that one eye is so creative like light bulb filled with ideas, and one eye represents reality.

Different people has their own point of view, on LyiCyia's face, the abstract make up shows that she is a thinker. She creates all these statistics and observe people on their daily life and in her head, is like a pie chart whenever she observes. But then again, this photo is abstract. It has no mass. It is just a matter of people's perspective, it could be anything. That is just how I see it.

HER NATURE

Final Assignment: Levitation



Her Nature.


IN THIS ISSUE

Model: Kyla Diego as the girl.

Kyla is my older sister, she supports me in my assignment. She was the only available model that I can choose when I was damned with unfortunate weeks. She is an archi student in Taylor Uni and she likes to pose.

Location:
Taylor's University
Lakeside Campus.

INSPIRATIONS



BY ALICIA DIEGO

The concept of "Her Nature" is based on the girl's personalities. As you can see, each photos portrays different characters with it's designated emotions. Here we have the girl who went to an emotional breakdown, depressed. When she got upset and she needs to take the pressure off her chest, so she sat quietly and forgets all the things that made her upset (photo 1). Then all her anxiety, sadness, and her feeling of being oblivious leaked excessively (photo 2). Soon after her realisation, she found something to get rid of her depression. She grabbed it and found out that all she need is meditation (photo 3). She then meditate and find her true self to rejuvenate and to feel glad (photo 4). After all the madness, and after all the meditate she had found herself and said, "Don't let the silly things steal your own happiness" (photo 5).